

1

2

3

4

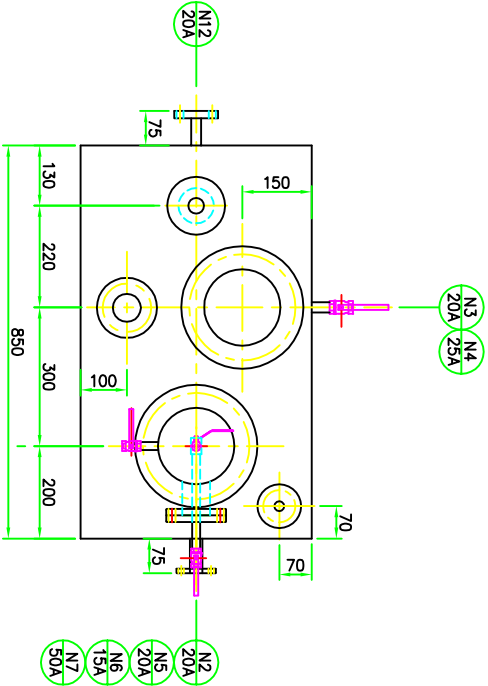
5

6

7

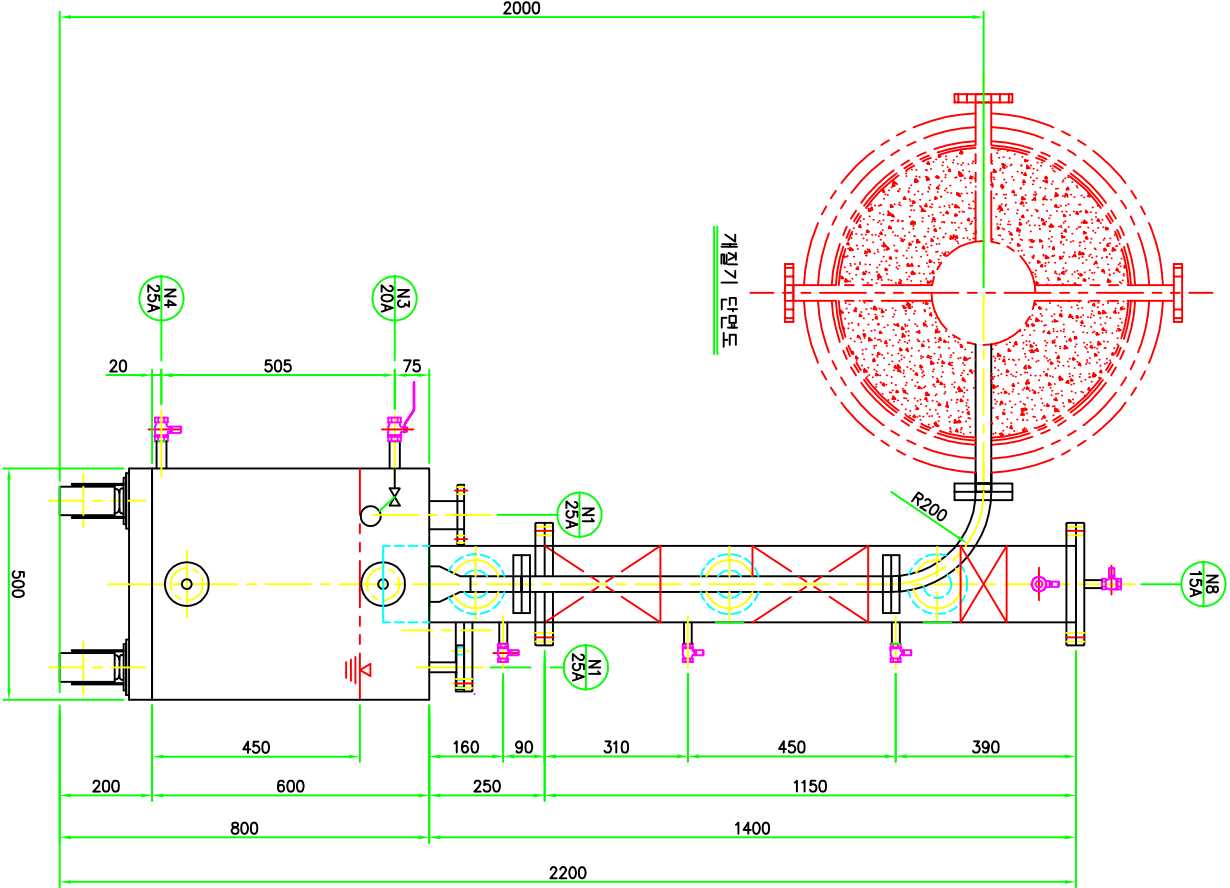
8

NO.	DESCRIPTION	SPECIFICATION	METER/L	QTY	REMARKS
1	WET SCRUBBER	#165.2x1400H	STS316L	1	3t
2	CIRCULATION WATER TANK	500Wx850Lx600H	STS316L	1	4t
3	PACKING	5/8"	STS316L	2	
4	DEMISTER	#165.2x100H	STS316L	1	
5	SPRAY NOZZLE	PULL CONE, 1/4"	STS316L	3	
6	BASE FRAME	500Wx1350L	SS400	1	
7	CASTER	#100, #4.1	PUR	2	
8	CASTER	#100, #22#	PUR	2	

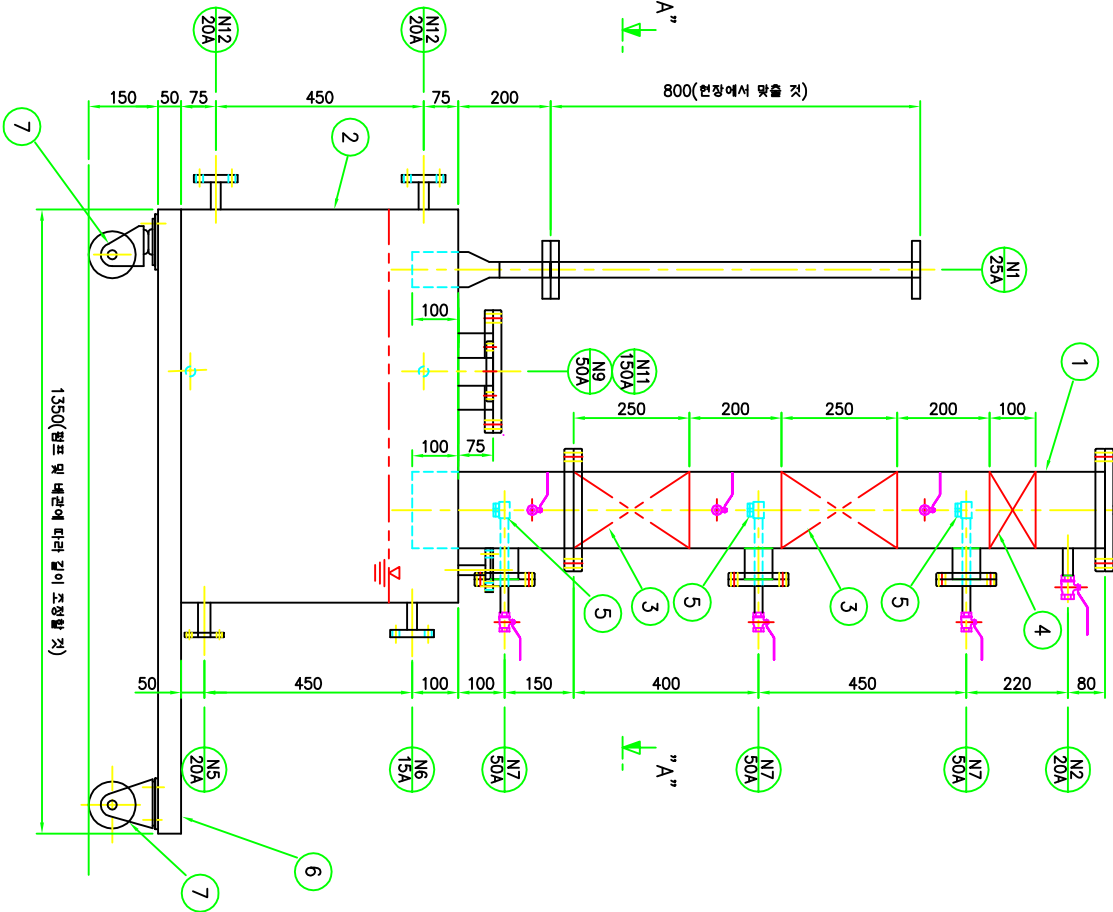


VIEW "A-A"

NO.	SIZE	QTY	SERVICE	CONNECTION		NECK	PROJECTION	REMARKS
				TYPE	RATING	MAT'L	THK	
N1	25A	1	GAS INLET	CLAMP	KS10K	STS304	3.0	asmtal. SEE DWG.
N2	20A	1	GAS OUTLET	SCREW	-	-	3.0	asmtal. SEE DWG.
N3	20A	1	WATER INLET	SCREW	-	-	3.0	asmtal. SEE DWG.
N4	25A	1	DRAIN	SCREW	-	-	3.0	asmtal. SEE DWG.
N5	20A	1	PUMP INLET	SO.FF	KS10K	STS304	3.0	asmtal. SEE DWG.
N6	15A	1	PUMP RETURN	SO.FF	KS10K	STS304	3.0	asmtal. SEE DWG.
N7	50A	3	NOZZLE INLET	SO.FF	KS3K	STS304	3.0	asmtal. SEE DWG. 450 DRILL HOLE
N8	15A	4	VENT	SCREW	-	-	3.0	asmtal. SEE DWG.
N9	50A	1	L/S HOLE	SO.FF	KS10K	STS304	3.0	asmtal. SEE DWG.
N10	20A	1	T/C HOLE	SO.FF	KS10K	STS304	3.0	asmtal. SEE DWG.
N11	150A	1	MAN HOLE	SO.FF	KS3K	STS304	3.0	asmtal. SEE DWG. CLAMP FLANGE
N12	20A	2	LEVEL GAUGE	SO.FF	KS10K	STS304	3.0	asmtal. SEE DWG.



"A-A"



△					
△					
△					
No.	DATE	REVISIONS	DESIGNED	APPROVED	
CUSTOMER					
한국기계연구원					
PROJECT TITLE					
고온용용 가스화 실험장치					
DWG TITLE					
합성가스 세정탑					
DATE					
PROJECTION					
JOB NAME					
SCALE					
DWG. NO.					
1/20					